



Performance Indicators





Neath Port Talbot Council

Appendix 1 - Children & Young People's Services – Quarterly Performance Report - Quarter 2 -2018/19



Print Date: 27-Nov-2018

How will we know we are making a difference (01/04/2018 to 30/09/2018)?

PI Title	Actual 16/17	Actual 17/18	Actual 18/19	Target 18/19	Perf. RAG
CHILDREN AND YOUNG PEOPLE SERVICES					
CP/011 - PAM/028 - Measure 24 - Percentage of child assessments completed on time	99.53	97.83	91.93	98.00	 Red
991 out of 1,078 for QTR 2 2018-19 compared to 2,799 out of 2,861 for the same period 2017-18. We remain above the Wales Average of 90.08%. A plan is in place for a task and finish group, led by senior officers, to look at the reasons for the delays in assessments being completed.					
PI/239 - % of children supported to live with their family.	67.23	61.93	68.09	69.20	 Amber
704 out of 1034 for QTR 2 2018-19 compared to 624 out of 1006 for the same period 2017-18. This is an improvement on last year's figures; we remain vigilant in ensuring that children who remain at home with support, continue to do so.					
PI/241 - % of re-registrations of children on the local authority child protection register	5.98	6.56	9.09	6.30	 Red
11 out of 121 for QTR 2 2018-19 compared to 8 out of 122 for the same period 2017-18. This is to be considered at the managers' meeting, to take a closer look at the reasons for re-registrations.					
PI/242 - Average length of time (in days) for all children who were on the child protection register during the year.	226.00	312.20	269.90	245.10	 Red
This Performance Measure is subject to regular fluctuation, as all children will remain on the child protection register as long as is deemed necessary by a multi-agency panel					